

Venom THC-P Flower Solar Citrus Rush

 Sample ID: SA-250609-63288
 Batch: VTE 1G001
 Type: Plant Material
 Matrix: Plant - Flower
 Unit Mass (g):

 Received: 06/11/2025
 Completed: 06/19/2025

Client:
 MB Wholesale
 1933 Premier Row
 Orlando, FL 32809

Summary

Test	Date Tested	Status
Cannabinoids	06/19/2025	Tested
Moisture	06/19/2025	Tested
Foreign Matter	06/12/2025	Tested
Heavy Metals	06/16/2025	Tested
Microbials	06/18/2025	Tested
Mycotoxins	06/16/2025	Tested
Pesticides	06/18/2025	Tested
Residual Solvents	06/19/2025	Tested

0.225 % Total Δ9-THC	10.2 % Δ9-THCP	26.0 % Total Cannabinoids	11.20 % Moisture Content	Not Detected Foreign Matter	Yes Internal Standard Normalization
--------------------------------	--------------------------	-------------------------------------	------------------------------------	---------------------------------------	---



 Generated By: Scott Caudill
 Laboratory Manager
 Date: 06/19/2025


Venom THC-P Flower Solar Citrus Rush

 Sample ID: SA-250609-63288
 Batch: VTE1G001
 Type: Plant Material
 Matrix: Plant - Flower
 Unit Mass (g):

 Received: 06/11/2025
 Completed: 06/19/2025

 Client:
 MB Wholesale
 1933 Premier Row
 Orlando, FL 32809

Cannabinoids by HPLC-PDA and GC-MS/MS

Analyte	LOD (%)	LOQ (%)	Result (% dry)	Result (mg/g dry)
CBC	0.00095	0.0028	0.0321	0.321
CBCA	0.00181	0.0054	0.348	3.48
CBCV	0.0006	0.0018	ND	ND
CBD	0.00081	0.0024	0.355	3.55
CBDA	0.00043	0.0013	4.38	41.8
CBDP	0.0067	0.02	0.129	1.29
CBDV	0.00061	0.0018	ND	ND
CBDVA	0.00021	0.0006	0.0778	0.778
CBC	0.00057	0.0017	0.0141	0.141
CBGA	0.00049	0.0015	0.159	1.59
CBL	0.0012	0.0033	ND	ND
CBLA	0.00124	0.0037	ND	ND
CBN	0.00056	0.0017	0.0215	0.215
CBNA	0.0006	0.0018	ND	ND
CBNP	0.0067	0.02	0.0549	0.550
CBT	0.0018	0.0054	ND	ND
Δ4,8-iso-THC	0.0067	0.02	ND	ND
Δ8-iso-THC	0.0067	0.02	ND	ND
Δ8-THC	0.00104	0.0031	ND	ND
Δ8-THCP	0.0067	0.02	0.336	3.36
Δ8-THCV	0.0067	0.02	ND	ND
Δ9-THC	0.00076	0.0023	0.0258	0.258
Δ9-THCA	0.00084	0.0025	0.341	3.41
Δ9-THCP	0.0067	0.02	10.2	102
Δ9-THCV	0.00069	0.0021	ND	ND
Δ9-THCVA	0.00062	0.0019	ND	ND
exo-THC	0.0067	0.02	ND	ND
(6aR,9R,10aR)-HHC	0.0067	0.02	6.15	61.5
(6aR,9S,10aR)-HHC	0.0067	0.02	3.58	35.8
Total Δ9-THC			0.22494	2.25
Total			26.0	260

ND = Not Detected; NT = Not Tested; LOD = Limit of Detection; LOQ = Limit of Quantitation; RL = Reporting Limit; Δ = Delta; Total Δ9-THC = Δ9-THCA * 0.877 + Δ9-THC; Total CBD = CBDA * 0.877 + CBD.



 Generated By: Scott Caudill
 Laboratory Manager
 Date: 06/19/2025



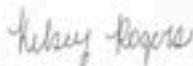
 Tested By: Scott Caudill
 Laboratory Manager
 Date: 06/19/2025

 ISO/IEC 17025:2017 Accredited
 Accreditation #108651


Venom THC-P Flower Solar Citrus RushSample ID: SA-250609-63288
Batch: VTE1G001
Type: Plant Material
Matrix: Plant - Flower
Unit Mass (g):Received: 06/11/2025
Completed: 06/19/2025**Client:**
MB Wholesale
1933 Premier Row
Orlando, FL 32809**Heavy Metals by ICP-MS**

Analyte	LOD (ppm)	LOQ (ppm)	Result (ppm)
Arsenic	0.002	0.02	<RL
Cadmium	0.001	0.02	<RL
Lead	0.002	0.02	<RL
Mercury	0.012	0.05	ND

ND = Not Detected; NT = Not Tested; LOD = Limit of Detection; LOQ = Limit of Quantitation; P = Pass; F = Fail; RL = Reporting Limit; Values over action limits may be estimates

Generated By: Scott Caudill
Laboratory Manager
Date: 06/19/2025Tested By: Kelsey Rogers
Scientist
Date: 06/16/2025

Venom THC-P Flower Solar Citrus Rush

 Sample ID: SA-250609-63288
 Batch: VTE1G001
 Type: Plant Material
 Matrix: Plant - Flower
 Unit Mass (g):

 Received: 06/11/2025
 Completed: 06/19/2025

Client:
 MB Wholesale
 1933 Premier Row
 Orlando, FL 32809

Pesticides by LC-MS/MS and GC-MS/MS

Analyte	LOD (ppb)	LOQ (ppb)	Result (ppb)	Analyte	LOD (ppb)	LOQ (ppb)	Result (ppb)
Abamectin	30	100	ND	Hexythiazox	30	100	ND
Acephate	30	100	ND	Imazalil	30	100	ND
Acetamiprid	30	100	ND	Imidacloprid	30	100	ND
Aldicarb	30	100	ND	Kresoxim methyl	30	100	ND
Azoxystrobin	30	100	ND	Malathion	30	100	ND
Bifenazate	30	100	ND	Metaxyl	30	100	ND
Bifenthrin	30	100	ND	Methiocarb	30	100	ND
Boscalid	30	100	ND	Methomyl	30	100	ND
Carbaryl	30	100	ND	Mevinphos	30	100	ND
Carbofuran	30	100	ND	Myclobutanil	30	100	ND
Chloranthraniliprole	30	100	ND	Naled	30	100	ND
Chlordane	30	100	ND	Oxamyl	30	100	ND
Chlorfenapyr	30	100	ND	Paclobutrazol	30	100	ND
Chlorpyrifos	30	100	ND	Parathion methyl	30	100	ND
Clofentezine	30	100	ND	Pentachloronitrobenzene	30	100	ND
Coumaphos	30	100	ND	Permethrin	30	100	ND
Cypermethrin	30	100	ND	Phosmet	30	100	ND
Daminozide	30	100	ND	Piperonyl Butoxide	30	100	ND
Diazinon	30	100	ND	Prallethrin	30	100	ND
Dichlorvos	30	100	ND	Propiconazole	30	100	ND
Dimethoate	30	100	ND	Propoxur	30	100	ND
Dimethomorph	30	100	ND	Pyrethrins	30	100	ND
Ethoprophos	30	100	ND	Pyridaben	30	100	ND
Etofenprox	30	100	ND	Spinetoram	30	100	ND
Etoxazole	30	100	ND	Spinosad	30	100	ND
Fenhexamid	30	100	ND	Spiromesifen	30	100	ND
Fenoxycarb	30	100	ND	Spirotetramat	30	100	ND
Fenpyroximate	30	100	ND	Spiroxamine	30	100	ND
Fipronil	30	100	ND	Tebuconazole	30	100	ND
Flonicamid	30	100	ND	Thiacloprid	30	100	ND
Fludioxonil	30	100	ND	Thiamethoxam	30	100	ND
				Trifloxystrobin	30	100	ND

ND = Not Detected; NT = Not Tested; LOD = Limit of Detection; LOQ = Limit of Quantitation; P = Pass; F = Fail; RL = Reporting Limit; Values over action limits may be estimates



 Generated By: Scott Caudill
 Laboratory Manager
 Date: 06/19/2025



 Tested By: Anthony Mattingly
 Scientist
 Date: 06/18/2025


Venom THC-P Flower Solar Citrus Rush

 Sample ID: SA-250609-63288
 Batch: VTE1G001
 Type: Plant Material
 Matrix: Plant - Flower
 Unit Mass (g):

 Received: 06/11/2025
 Completed: 06/19/2025

Client:
 MB Wholesale
 1933 Premier Row
 Orlando, FL 32809

Mycotoxins by LC-MS/MS

Analyte	LOD (ppb)	LOQ (ppb)	Result (ppb)
B1	1	5	ND
B2	1	5	ND
G1	1	5	ND
G2	1	5	ND
Ochratoxin A	1	5	ND

ND = Not Detected; NT = Not Tested; LOD = Limit of Detection; LOQ = Limit of Quantitation; P = Pass; F = Fail; RL = Reporting Limit; Values over action limits may be estimates



 Generated By: Scott Caudill
 Laboratory Manager
 Date: 06/19/2025



 Tested By: Anthony Mattingly
 Scientist
 Date: 06/16/2025


Venom THC-P Flower Solar Citrus Rush

 Sample ID: SA-250609-63288
 Batch: VTE1G001
 Type: Plant Material
 Matrix: Plant - Flower
 Unit Mass (g):

 Received: 06/11/2025
 Completed: 06/19/2025

Client:
 MB Wholesale
 1933 Premier Row
 Orlando, FL 32809

Microbials by PCR and Plating

Analyte	LOD (CFU/g)	Result (CFU/g)	Result (Qualitative)
Total aerobic count	10	<RL	
Aspergillus flavus	1		Not Detected per 1 gram
Aspergillus fumigatus	1		Not Detected per 1 gram
Aspergillus niger	1		Not Detected per 1 gram
Aspergillus terreus	1		Not Detected per 1 gram
Bile-tolerant gram-negative bacteria	10	<RL	
Total coliforms	10	ND	
Generic E. coli	10	ND	
Salmonella spp.	1		Not Detected per 1 gram
Shiga-toxin producing E. coli (STEC)	1		Not Detected per 1 gram
Total yeast and mold count (TYMC)	10	<RL	

ND = Not Detected; NT = Not Tested; LOD = Limit of Detection; LOQ = Limit of Quantitation; CFU = Colony Forming Units; P = Pass; F = Fail; RL = Reporting Limit



 Generated By: Scott Caudill
 Laboratory Manager
 Date: 06/19/2025



 Tested By: Sara Cook
 Laboratory Technician
 Date: 06/18/2025


Venom THC-P Flower Solar Citrus Rush

 Sample ID: SA-250609-63288
 Batch: VTE1G001
 Type: Plant Material
 Matrix: Plant - Flower
 Unit Mass (g):

 Received: 06/11/2025
 Completed: 06/19/2025

Client:
 MB Wholesale
 1933 Premier Row
 Orlando, FL 32809

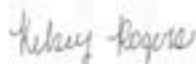
Residual Solvents by HS-GC-MS

Analyte	LOD (ppm)	LOQ (ppm)	Result (ppm)	Analyte	LOD (ppm)	LOQ (ppm)	Result (ppm)
Acetone	167	500	ND	Ethylene Oxide	0.5	1	ND
Acetonitrile	14	41	ND	Heptane	167	500	ND
Benzene	0.5	1	ND	n-Hexane	10	29	ND
Butane	167	500	ND	Isobutane	167	500	ND
1-Butanol	167	500	ND	Isopropyl Acetate	167	500	ND
2-Butanol	167	500	ND	Isopropyl Alcohol	167	500	ND
2-Butanone	167	500	ND	Isopropylbenzene	167	500	ND
Chloroform	2	6	ND	Methanol	100	300	ND
Cyclohexane	129	388	ND	2-Methylbutane	10	29	ND
1,2-Dichloroethane	0.5	1	ND	Methylene Chloride	20	60	ND
1,2-Dimethoxyethane	4	10	ND	2-Methylpentane	10	29	ND
Dimethyl Sulfoxide	167	500	ND	3-Methylpentane	10	29	ND
N,N-Dimethylacetamide	37	109	ND	n-Pentane	167	500	ND
2,2-Dimethylbutane	10	29	<LOQ	1-Pentanol	167	500	ND
2,3-Dimethylbutane	10	29	ND	n-Propane	167	500	ND
N,N-Dimethylformamide	30	88	ND	1-Propanol	167	500	ND
2,2-Dimethylpropane	167	500	ND	Pyridine	7	20	ND
1,4-Dioxane	13	38	ND	Tetrahydrofuran	24	72	ND
Ethanol	167	500	<RL	Toluene	30	89	ND
2-Ethoxyethanol	6	16	ND	Trichloroethylene	3	8	ND
Ethyl Acetate	167	500	ND	Xylenes (o-, m-, and p-)	73	217	ND
Ethyl Ether	167	500	ND				
Ethylbenzene	3	7	ND				

ND = Not Detected, NT = Not Tested, LOD = Limit of Detection, LOQ = Limit of Quantitation, P = Pass, F = Fail, RL = Reporting Limit, Values over action limits may be estimates



 Generated By: Scott Caudill
 Laboratory Manager
 Date: 06/19/2025



 Tested By: Kelsey Rogers
 Scientist
 Date: 06/19/2025


Venom THC-P Flower Solar Citrus Rush

 Sample ID: SA-250609-63288
 Batch: VTE1G001
 Type: Plant Material
 Matrix: Plant - Flower
 Unit Mass (g):

 Received: 06/11/2025
 Completed: 06/19/2025

Client:
 MB Wholesale
 1933 Premier Row
 Orlando, FL 32809

Reporting Limit Appendix
Heavy Metals - KY 802 KAR 45:190

Analyte	Limit (ppm)	Analyte	Limit (ppm)
Arsenic	1.5	Lead	0.5
Cadmium	0.5	Mercury	1.5

Microbials -

Analyte	Limit (CFU/g)	Analyte	Limit (CFU/g)
Total coliforms	100	Total aerobic count	10000
Bile-tolerant gram-negative bacteria	1000		
Total yeast and mold count (TYMC)	1000		

Residual Solvents - USP 467

Analyte	Limit (ppm)	Analyte	Limit (ppm)
Acetone	5000	Ethylene Oxide	1
Acetonitrile	410	Heptane	5000
Benzene	2	n-Hexane	290
Butane	5000	Isobutane	5000
1-Butanol	5000	Isopropyl Acetate	5000
2-Butanol	5000	Isopropyl Alcohol	5000
2-Butanone	5000	Isopropylbenzene	5000
Chloroform	60	Methanol	3000
Cyclohexane	3880	2-Methylbutane	290
1,2-Dichloroethane	5	Methylene Chloride	600
1,2-Dimethoxyethane	100	2-Methylpentane	290
Dimethyl Sulfoxide	5000	3-Methylpentane	290
N,N-Dimethylacetamide	1090	n-Pentane	5000
2,2-Dimethylbutane	290	1-Pentanol	5000
2,3-Dimethylbutane	290	n-Propane	5000
N,N-Dimethylformamide	880	1-Propanol	5000
2,2-Dimethylpropane	5000	Pyridine	200
1,4-Dioxane	380	Tetrahydrofuran	720
Ethanol	5000	Toluene	890
2-Ethoxyethanol	160	Trichloroethylene	80
Ethyl Acetate	5000	Xylenes (o-, m-, and p-)	2170
Ethyl Ether	5000		
Ethylbenzene	70		

Pesticides - CA DCC

Analyte	Limit (ppb)	Analyte	Limit (ppb)
Abamectin	300	Hexythiazox	2000
Acephate	5000	Imazalil	30
Acetamiprid	5000	Imidacloprid	3000
Aldicarb	30	Kresoxim methyl	1000
Azoxystrobin	40000	Malathion	5000
Bifenazate	5000	Metaxyl	15000
Bifenthrin	500	Methiocarb	30
Boscalid	10000	Methomyl	100
Carbaryl	500	Mevinphos	30
Carbofuran	30	Myclobutanil	9000
Chloranthraniliprole	40000	Naled	500
Chloridane	30	Oxaryl	200
Chlorfenapyr	30	Paclobotrazol	30
Chlorpyrifos	30	Parathion methyl	30
Clofentazine	500	Pentachloronitrobenzene	200
Coumaphos	30	Permethrin	20000
Cypermethrin	1000	Phosmet	200
Daminozide	30	Piperonyl Butoxide	8000
Diazinon	200	Prallethrin	400
Dichlorvos	30	Propiconazole	20000
Dimethoate	30	Propoxur	30
Dimethomorph	20000	Pyrethrins	1000
Ethiofepfos	30	Pyridaben	3000
Etofenprox	30	Spinetoram	3000
Etoxazole	1500	Spinosad	3000
Fenhexamid	10000	Spiromesifen	12000
Fenoxycarb	30	Spirotetramat	13000
Fenpyroximate	2000	Spiroxamine	30
Fipronil	30	Tebuconazole	2000
Fonicamid	2000	Thiacloprid	30
Fludioxonil	30000	Thiamethoxam	4500

Mycotoxins - Colorado CDPHE

Analyte	Limit (ppb)	Analyte	Limit (ppb)
B1	5	B2	5
G1	5	G2	5
Ochratoxin A	5		



Venom THC-P Flower Solar Citrus Rush

Sample ID: SA-250609-63288
Batch: VTE1G001
Type: Plant Material
Matrix: Plant - Flower
Unit Mass (g):

Received: 05/20/2025
Completed: 07/01/2025

Client:

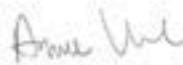
MB Wholesale
1933 Premier Row
Orlando, FL 32809

Water Activity

Analyte	Result	Unit	LOD	LOQ
Aw	0.590			



Generated By: Ryan Bellone
Commercial Director
Date: 07/01/2025



Tested By: Annie Velazquez
Laboratory Technician
Date: 07/01/2025

